

CE系列

- 实现通电80A、通电、切断20A的1极小型功率继电器。

Miniature Single-pole Relay with 80A Surge Current and 20A Switching Current.

- 4.5KV绝缘强度（线圈与接点间）。

4.5kV dielectric strength (between coil and contacts)

- 符合UL、CSA空调规格，确保绝缘距离。

Creepage distance conforms to UL and CSA standards.

- 标准品采用耐焊剂构造。

Standard model available with flux protection construction.

- 外形尺寸：Dimensions: 30.5 x 16.0 x 23.4 mm

30.5 x 16.0 x 26.6 mm (PCB)

30.5 x 16.0 x 30.1 mm (Bracket)



用途举例 Application Examples

RoHS

- 空调设备

型号命名标准 Product Code Structure

基本型号 CE	-12VDC	-A	-25	-P	(XXX)
线圈额定电压 Coil Voltage	03, 05, 06, 09, 12, 24, 48VDC				
触点结构 Contact Arrangement	A: FORM A (一组常开),				
触点电流 Contact Current	25:25A				
Blank: PCB and Quick connect type					
P: PCB type B: Bracket cover					

特殊标记 Special Code

无-- 标准型 Standard, (XXX) -- 客户特殊需求 Customer special requirement,

线圈参数 Coil Data(DC)

额定电压 Rated voltage (V)	额定电流 Rated current (mA)	线圈电阻 Coil resistance (Ω)	吸合电压 Operate voltage	释放电压 Release voltage	最大允许电压 Max release voltage	额定功耗 Rated coil power
3	300	10	70%以下	10%以上	160%	0.9W
5	179.85	28				
6	150	40				
9	100	90				
12	75	160				
24	37.5	640				
48	18.75	2560				

触点参数 Contact Data

触点形式Contact Arrangement	1A
接触电阻Contact Resistance	100m Ω MAX (1A/6VDC,)
触点材料Contact Material	银合金 Ag Alloy
额定负载Contact Rating	25A 277VAC (resistive) 1.5HP 125VAC 1.5HP 250VAC TV-10 120VAC inrush current: 80A 250VAC (COS θ =0.7)
最大切换电压Max. Switching Voltage	300VAC
最大切换电流Max. Switching Current	25A
最大切换功率Max. Switching Power	6925VA
机械寿命Electrical Endurance	1x10 ⁷ ops (at 18,000 ops /h)
电气寿命Mechanical Endurance	2x10 ⁷ ops (at:1800次/h, 马达负载 motor load) 1x10 ⁴ ops (at:1800次/h, 变频器负载frequency converter load)

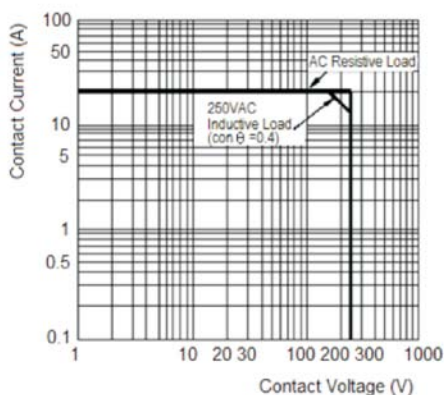
性能参数 Characteristics

吸合时间 Operate Time	$\leq 20\text{ms}$;	
释放时间 Release Time	$\leq 10\text{ms}$	
绝缘电阻 Insulation Resistance	1000M Ω 以上 (500VDC)	
介电耐压 Dielectric Strength	线圈触点间Between Contacts	AC4,500V 50/60Hz 1min
	开路触点间Between Contact and Coil	AC1,500V 50/60Hz 1min
振动 Vibration Resistance	10~55~10Hz (双振幅1.5mm) (double amplitude 1.5mm)	
冲击 Shock Resistance	稳定性 Functional	200m/S ² (20G)
	强度 Endurance	1000m/S ² (100G)
温度范围 Ambient operating temperature	-20°C~+60 °C ;	
湿度范围 Ambient operating humidity	20-85%RH	
引出端形式 Termination	pcd	

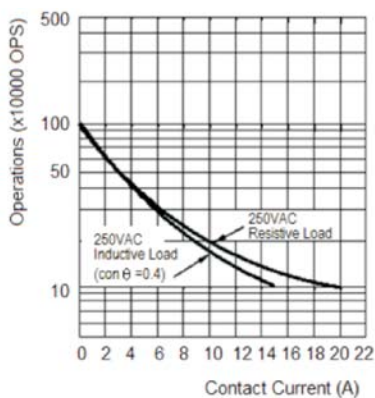
注：上述值均为初始值

性能参数 Characteristics

Maximum Switching Power



Endurance Curve

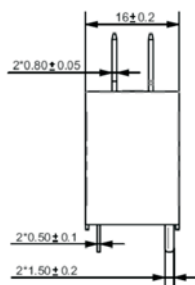
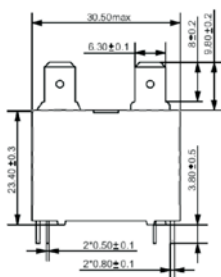


外形图、接线图、安装孔尺寸 Outline dimensions、PCB Layout、Wiring Diagram

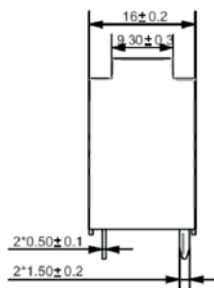
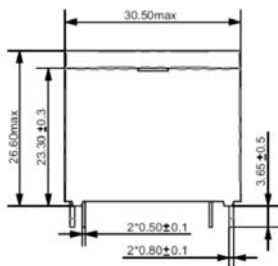
(mm)

Outline Dimensions

Standard type

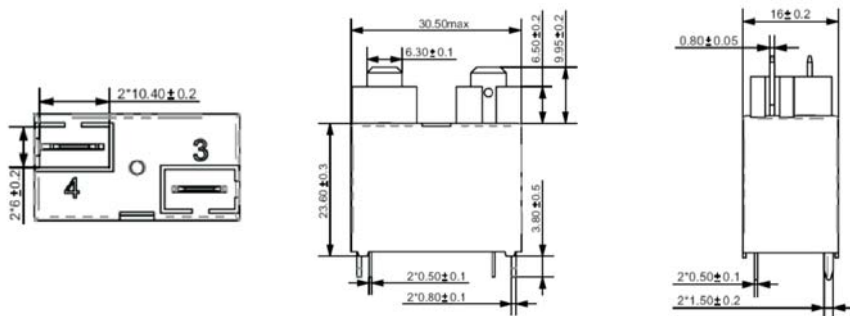


PCB type

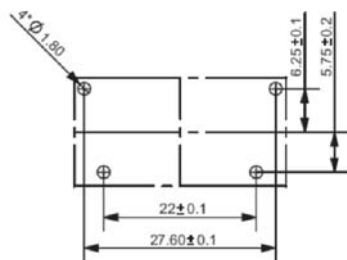


外形图、接线图、安装孔尺寸Outline dimensions、PCB Layout、Wiring Diagram (mm)

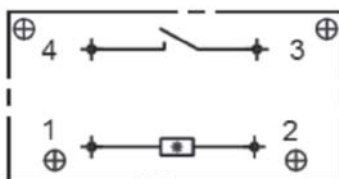
Bracket cover type



Mounting (Bottom views)



Wiring Diagram (Bottom views)


使用注意事项 Precautions

- 一般的注意事项请参考“印刷基板用继电器共通注意事项”。
- Please refer to “PCB Relays Common Precautions” for correct use.